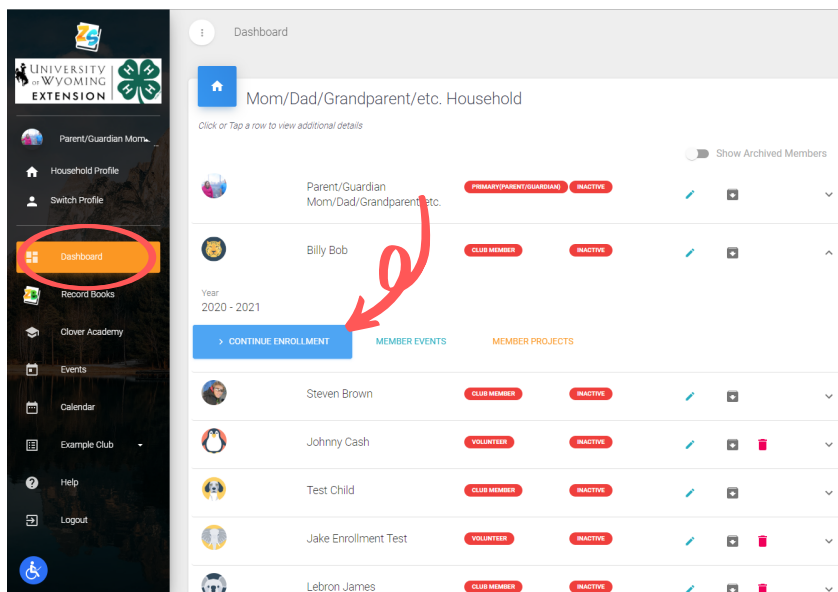
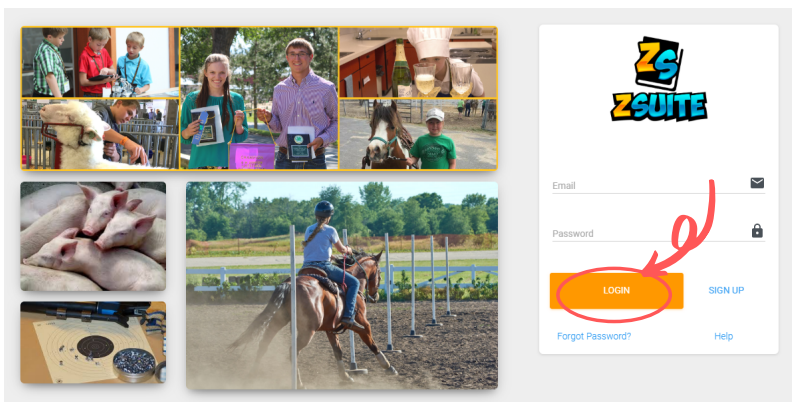


ZSuite 4-H Enrollment!

Enrolling in Wyoming 4-H when you already have an account

1. Go to <https://4h.zsuite.org/> (open in Google Chrome, not Internet Explorer)
2. Log into your account
3. Choose the primary account (usually the parent)

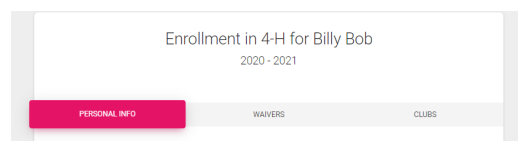
You should now be directed to the Dashboard screen where you will see a list of all household members and their current enrollment status. (Note the background color of each member. Red signifies inactive profiles, while green signifies a member that is currently enrolled.)




4. Click on the family member you would like to enroll. Click on




5. Fill in the required fields for one of your member in each section.




6. Don't forget to add a club 

7. You will also need to select projects for each club by clicking

 then selecting a project from the drop down menu

8. Then click 

*Should you have any questions, you can always use the **Live Chat** located at the bottom right of the screen.



You will return to the **dashboard** screen. Repeat this process for the other members of your household.