

ZSuite 4-H Enrollment!

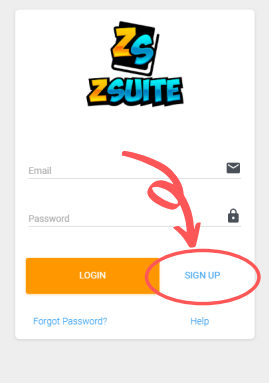
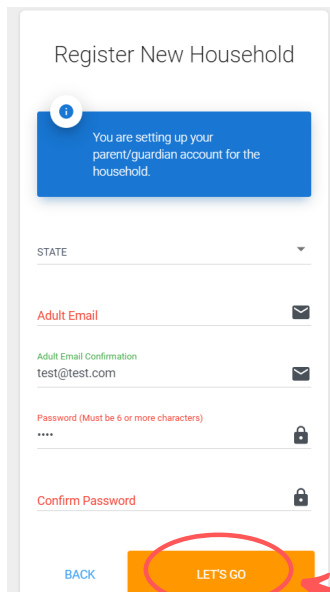
Enrolling in Wyoming 4-H

1. Go to <https://4h.zsuite.org/> (open in Google Chrome, not Internet Explorer)

2. Click **Sign Up**

- Fill in the required fields

(you can use your same email and password from 4HOnline).



- Create a pin number (we recommend an easy to remember four-digit number, like the last four numbers of your phone number).
 - REMEMBER your password and pin number, you will need it to access your enrollment!
 - Select Wyoming and your home County.
3. Click **Let's Go**

Add members of family

You should now be directed to the **Dashboard** screen.

1. To add members, in the black drop down menu, select household members.

2. On the next screen, select

+ HOUSEHOLD MEMBER

3. Fill in the required fields for one of your members.

4. Don't forget to add a club! Click

ADD CLUB

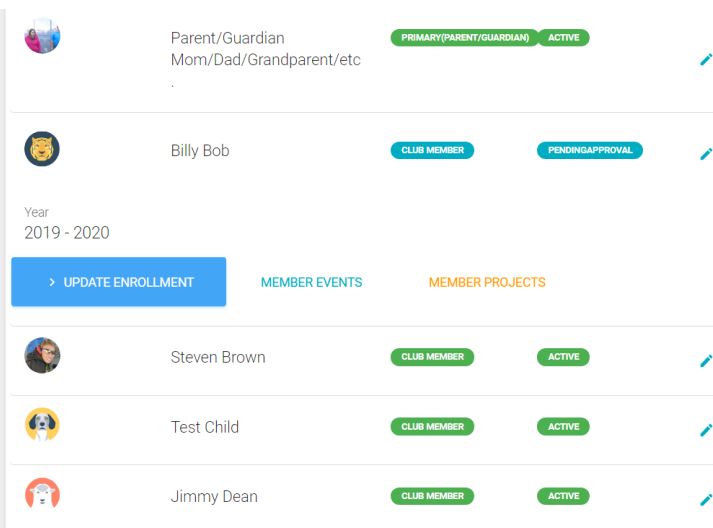
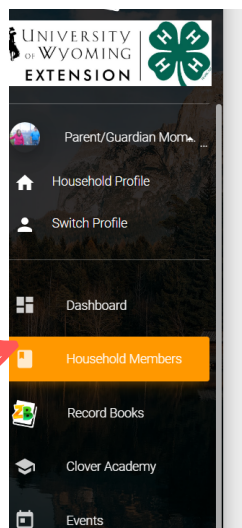
5. You will also need to select projects for each club by clicking

ADD PROJECT

then selecting a project from the drop down menu

5. Finish by clicking

SUBMIT



*Should you have any questions, you can always use the **Live Chat** located at the bottom right of the screen.

LIVE CHAT

© 2019 ZSuite Stay Amazing! the ZSuite team

ZSuite Live Chat Support

You will return to the **Household Members** screen.

The member you added should appear in the list along with yourself. Repeat this process for the other members of your household.