



BAD TECHNIQUES!

STATE FAIR PICTURES



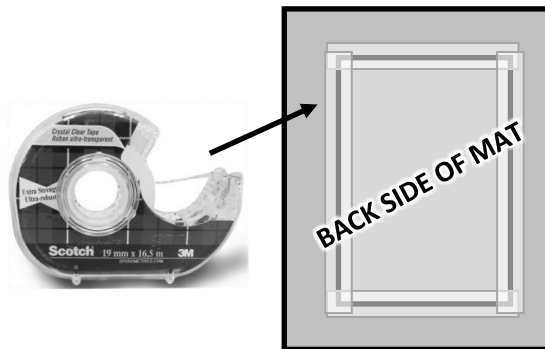
DO NOT USE...

Frames— wooden, plastic, metal or any with stands on the backside of the frame. They are heavy and hard to hang. When they fall, they take out all the pictures below them. You are being judged on the “photo” not on it’s mounted presentation.

DO NOT USE...

The following types of tape to hold the strings on the back of your pictures! Masking tape, duct tape, strapping tape, packaging tape, double-sided tape or blue painters tape. They all weaken due to the humidity and heat of the summer days.

*****Suggested Use: Strong, clear, Scotch Tape completely securing the parameter of the whole photo!***



DO NOT USE...


Weak thin string, yarn, embroidery floss, fishing line, pipe cleaners, coat hangers, ribbon, press-in hooks, or kite string.

*****Suggested Use: Strong thick string or framing wire!***

PHOTOGRAPHY & VISUAL ARTS



**PREFERRED METHODS
FOR DISPLAYING
PHOTOS AND
DRAWINGS AT FAIR**



MAT FRAME or BOARD

Securely attach the photo or drawing to the mat frame or mat board.

Mat Board is a solid piece of thick layered paper pressed into a hard board, they come in many colors and sizes. Mat Frame is the same board with the middle section removed, creating a boarder around the photo or drawing.

PLEASE USE THE FOLLOWING CHART TO SELECT THE SIZE OF YOUR MAT FRAMES:

IMAGE SIZE	MAT SIZE
5"x7"	8"x10"
8"x10"	11"x14"
11"x14"	16"x 20"

YOUR PHOTOS AND DRAWINGS ARE BEING JUDGED, NOT THE METHOD OF DISPLAY!

While a nice frame adds character to your photo or drawing, your entry is only being judged on the picture alone.


Save your frame until you get the entry home and then use it!

HANGING METHODS:

You can punch holes in the corner of the Mat Board and thread thick strong string or wire through the holes to create a hanger or punch a hole in the center of the frame with a hole big enough for a peg board hook.



NOTE: PEG BOARD HOOKS ARE USED AT COUNTY AND STATE FAIR! Keep that in mind when putting hangers on your pictures.




ADDITIONAL HANGING METHODS:

You can also use solid Mat Board or Foamboard to mount your photos or drawings. Make sure your photos or drawings are affixed to the mounting board properly!

DO NOT USE DOUBLE SIDED TAPE!!!
(The heat of the summer causes it to fail!)

***** Suggestion:**
Please use double sided FOAM TAPE!

It has very strong adhesive and can be purchased at your local craft stores or hardware stores.



Optional: You can buy Hang Tabs online at Uline, Ebay or Amazon, etc.

Hang Tabs - 7/8 x 1 1/4", Round

Suggested size:
7/8" X 1.25"

